

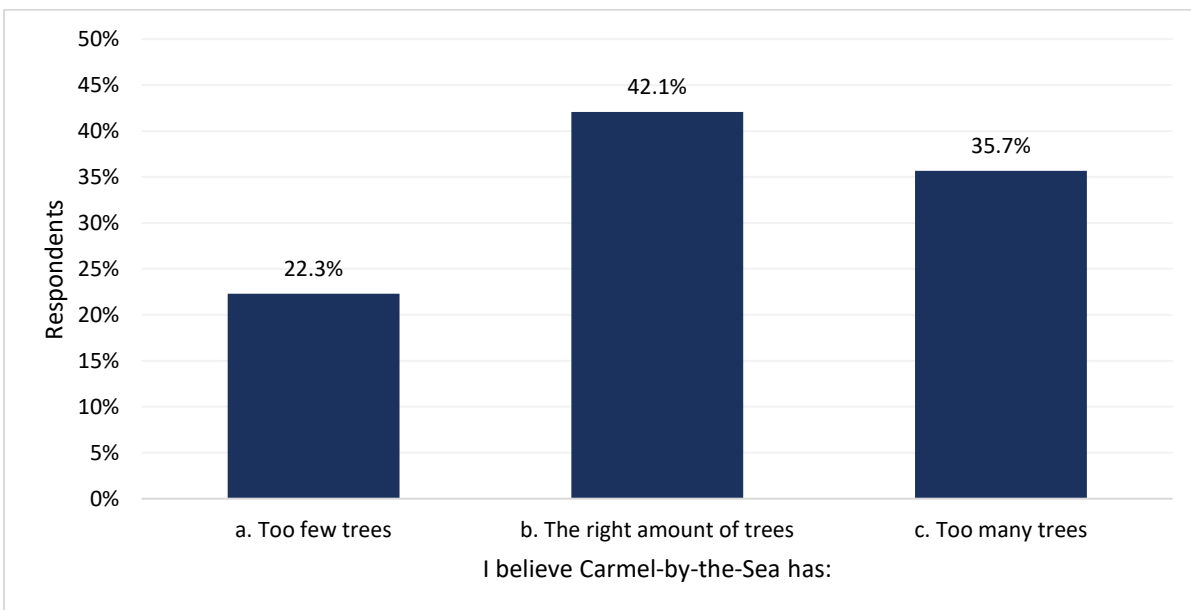
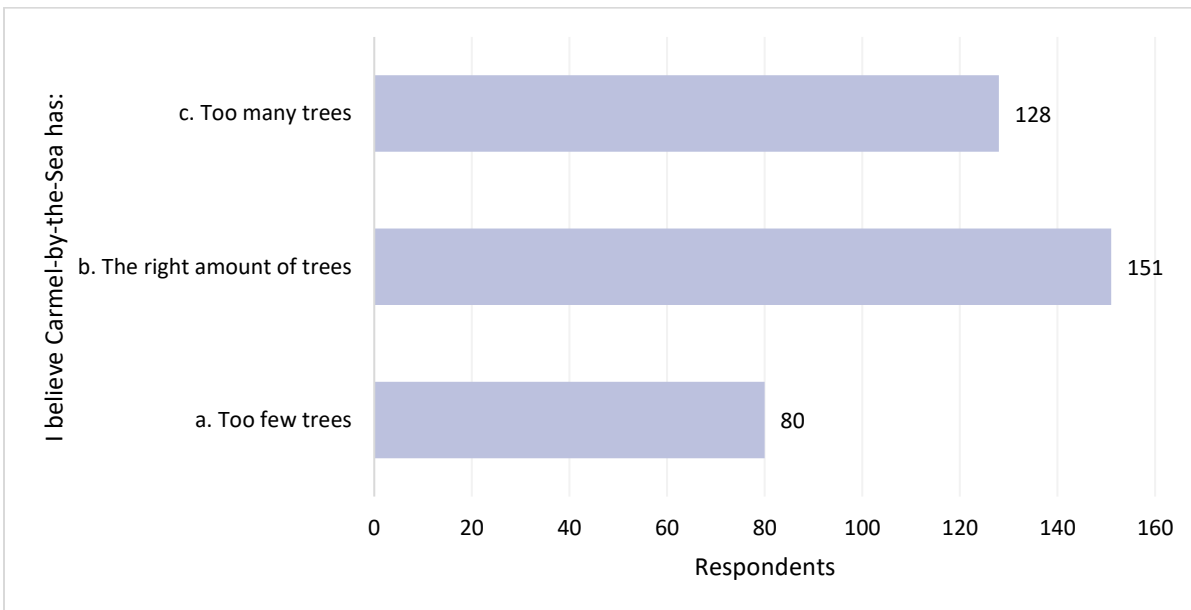
**CITY OF CARMEL – URBAN FOREST MASTER PLAN – COMMUNITY SURVEY RESULTS
DECEMBER 2023**

Question 1.

I believe Carmel-by-the-Sea has:

- a. Too few trees
- b. The right amount of trees
- c. Too many trees

a. Too few trees	b. The right amount of trees	c. Too many trees
79	150	128
22.3%	42.1%	35.7%

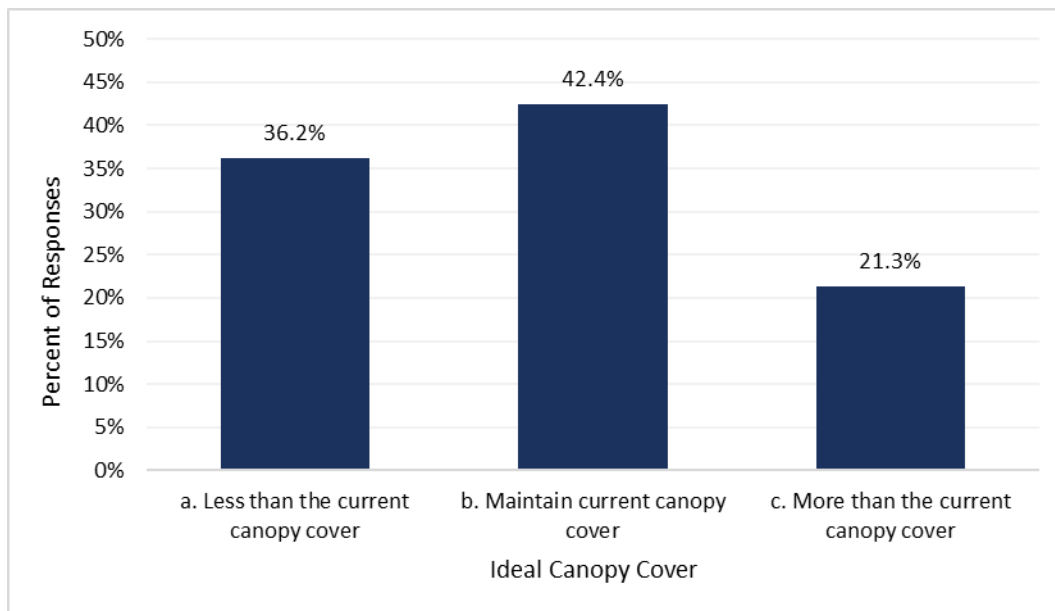


Question 2

Currently, tree canopy covers 36% of Carmel-by-the-Sea. Considering that many trees are very mature, the urban forest management plan will need to consider replacing aging trees along with meeting community goals for future canopy cover. In your opinion, what is the ideal canopy cover for Carmel's future urban forest?

- Less than the current canopy cover
- Maintain current canopy cover
- More than the current canopy cover

a. Less than the current canopy cover	b. Maintain current canopy cover	c. More than the current canopy cover
129	151	76
36.2%	42.4%	21.3%

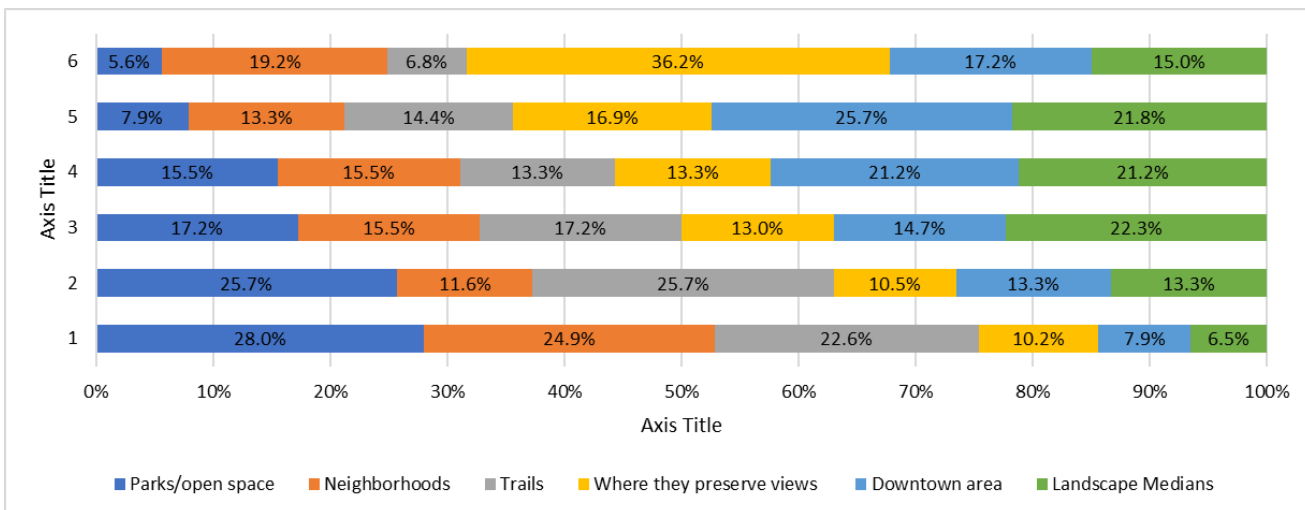


Question 3

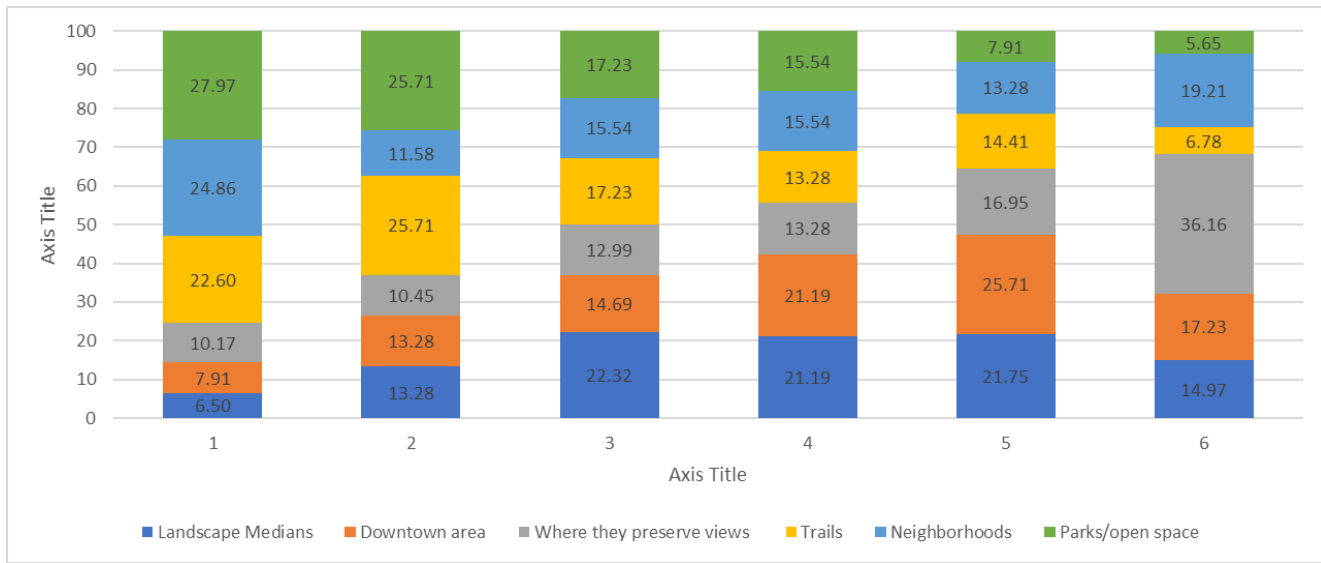
To help us better understand where YOU most value trees and shade in Carmel-by-the-Sea, please rank (1-6) the following responses, with 1 representing where you most value and enjoy trees and 6 representing where you least value trees.

- ___ Landscaped medians
- ___ Downtown area
- ___ Neighborhoods
- ___ Parks/Open space
- ___ Trails
- ___ Where they preserve views

	1	2	3	4	5	6
Parks/open space	28.0%	25.7%	17.2%	15.5%	7.9%	5.6%
Neighborhoods	24.9%	11.6%	15.5%	15.5%	13.3%	19.2%
Trails	22.6%	25.7%	17.2%	13.3%	14.4%	6.8%
Where they preserve views	10.2%	10.5%	13.0%	13.3%	16.9%	36.2%
Downtown area	7.9%	13.3%	14.7%	21.2%	25.7%	17.2%
Landscape Medians	6.5%	13.3%	22.3%	21.2%	21.8%	15.0%



	1	2	3	4	5	6
Landscape Medians	6.50	13.28	22.32	21.19	21.75	14.97
Downtown area	7.91	13.28	14.69	21.19	25.71	17.23
Where they preserve views	10.17	10.45	12.99	13.28	16.95	36.16
Trails	22.60	25.71	17.23	13.28	14.41	6.78
Neighborhoods	24.86	11.58	15.54	15.54	13.28	19.21
Parks/open space	27.97	25.71	17.23	15.54	7.91	5.65

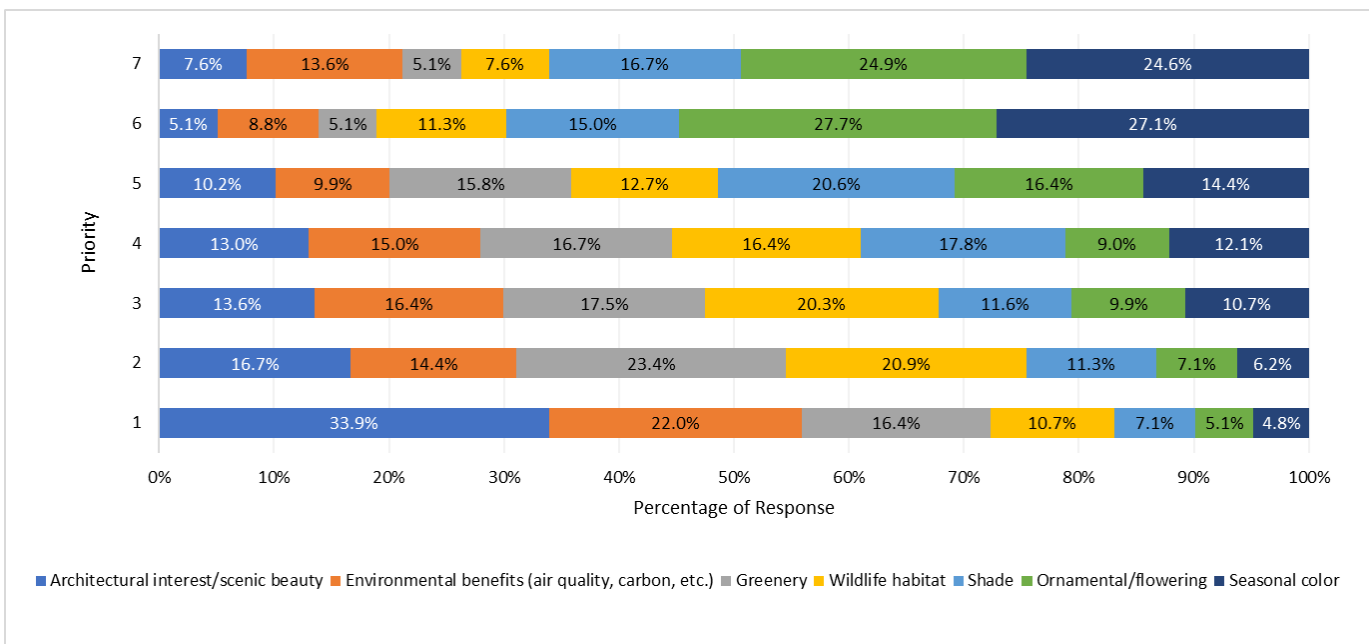


Question 4

What characteristics of trees in Carmel-by-the-Sea do YOU appreciate most? Please rank (1-7) the following, with 1 representing the characteristic you most value and 7 representing the characteristic you least value.

- ___ Shade
- ___ Ornamental/flowering
- ___ Seasonal color
- ___ Wildlife habitat
- ___ Architectural interest/Scenic beauty
- ___ Greenery
- ___ Environmental benefits (air quality, carbon, etc.)

	1	2	3	4	5	6	7
Architectural interest/scenic beauty	33.9%	16.7%	13.6%	13.0%	10.2%	5.1%	7.6%
Environmental benefits (air quality, carbon, etc.)	22.0%	14.4%	16.4%	15.0%	9.9%	8.8%	13.6%
Greenery	16.4%	23.4%	17.5%	16.7%	15.8%	5.1%	5.1%
Wildlife habitat	10.7%	20.9%	20.3%	16.4%	12.7%	11.3%	7.6%
Shade	7.1%	11.3%	11.6%	17.8%	20.6%	15.0%	16.7%
Ornamental/flowering	5.1%	7.1%	9.9%	9.0%	16.4%	27.7%	24.9%
Seasonal color	4.8%	6.2%	10.7%	12.1%	14.4%	27.1%	24.6%

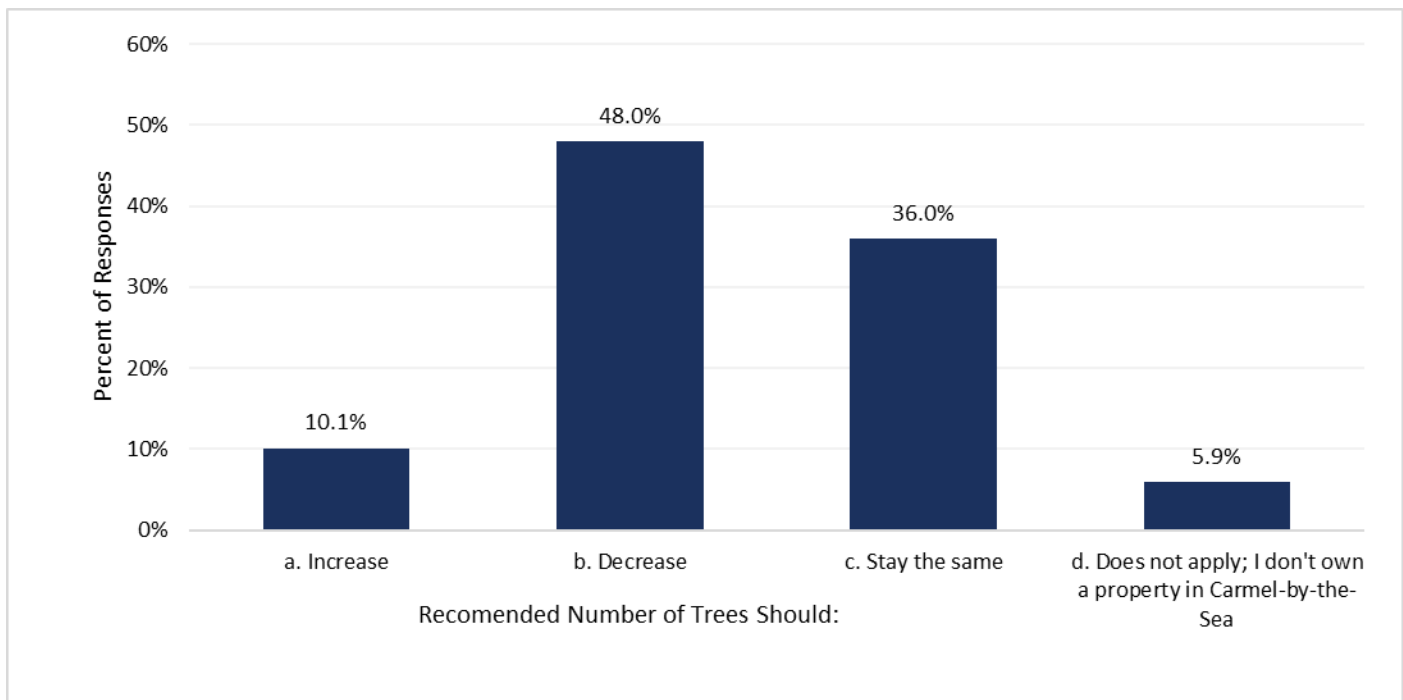


Question 5

For a typical 4,000 square foot lot in the City of Carmel-by-the-Sea, the City Municipal Code recommends the lot have 3 Upper Canopy trees (e.g., Monterey pine, Monterey cypress, and coast redwood) and 1 Lower Canopy tree (e.g., coast live oak), for a total of 4 trees. Do you believe the recommended number of trees on a typical 4,000 square foot lot should:

- a. Increase
- b. Decrease
- c. Stay the same
- d. Does not apply; I don't own a property in Carmel-by-the-Sea

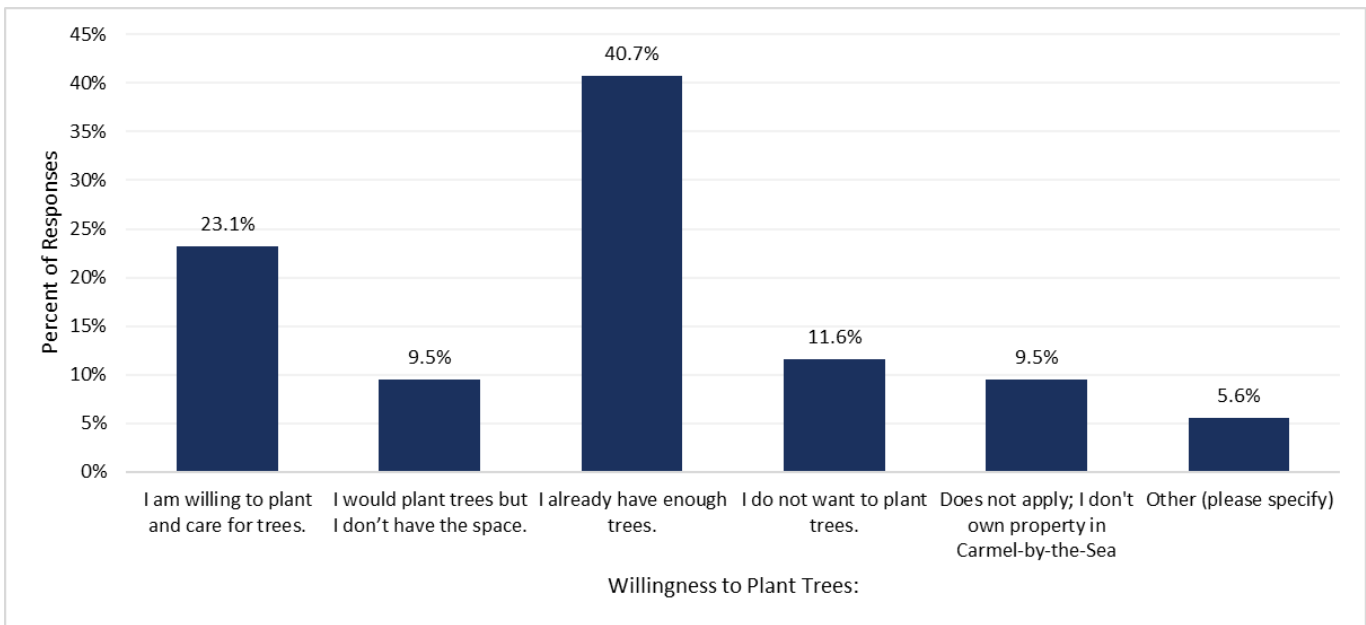
a. Increase	b. Decrease	c. Stay the same	d. Does not apply; I don't own a property in Carmel-by-the-Sea
36	171	128	21
10.1%	48.0%	36.0%	5.9%



Question 6

Describe your willingness to plant trees on your private property in Carmel-by-the-Sea. Check all that apply:

- I am willing to plant and care for trees.
- I would plant trees but I don't have the space.
- I already have enough trees.
- I do not want to plant trees.
- Does not apply; I don't own property in Carmel-by-the-Sea

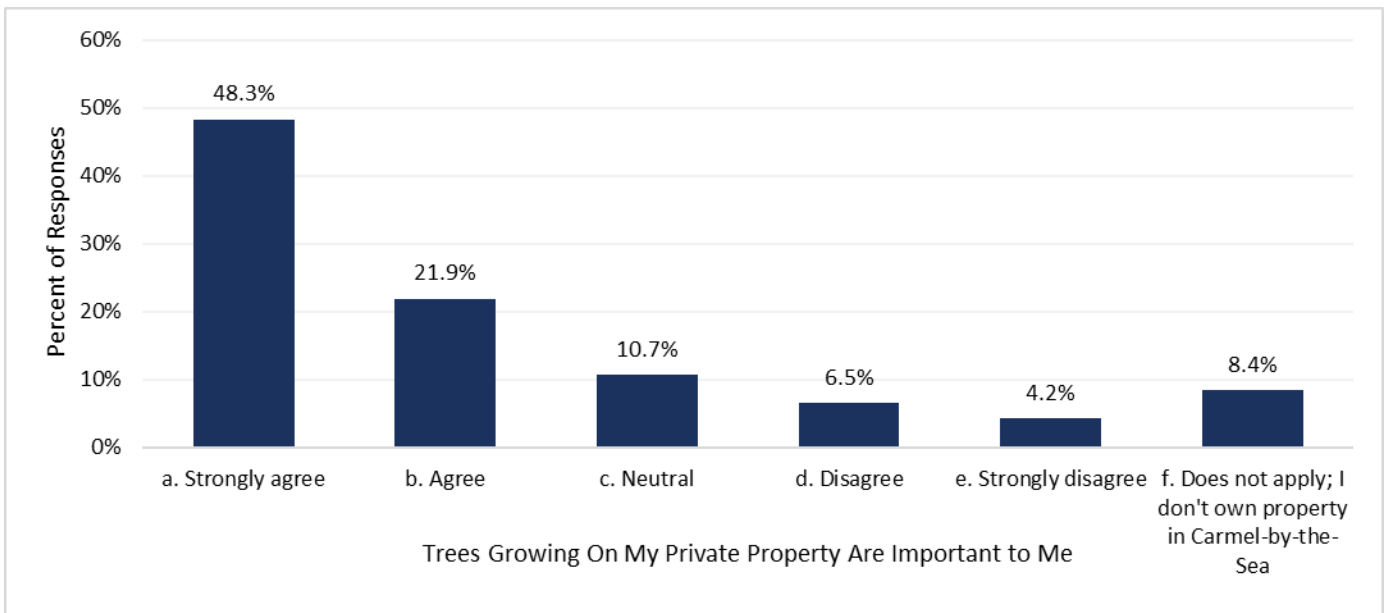


Question 7

he trees growing on my private property in Carmel-by-the-Sea are important to me:

- d. Strongly agree
- e. Agree
- f. Neutral
- g. Disagree
- h. Strongly disagree
- i. Does not apply; I don't own property in Carmel-by-the-Sea

a. Strongly agree	b. Agree	c. Neutral	d. Disagree	e. Strongly disagree	f. Does not apply; I don't own property in Carmel-by-the-Sea
172	78	38	23	15	30
48.3%	21.9%	10.7%	6.5%	4.2%	8.4%

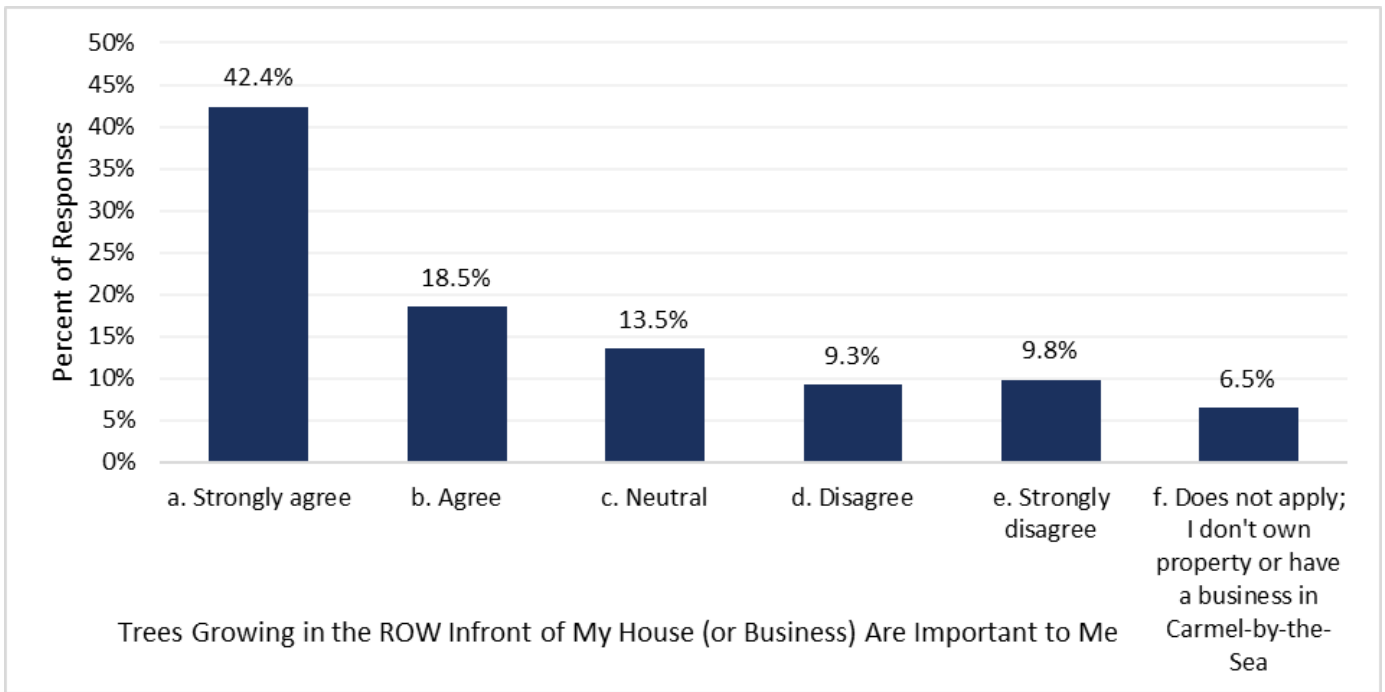


Question 8

The trees growing in the public right-of-way in front of or near my house (or business) are important to me:

- a. Strongly agree
- b. Agree
- c. Neutral
- d. Disagree
- e. Strongly disagree
- f. Does not apply; I don't own property or have a business in Carmel-by-the-Sea

a. Strongly agree	b. Agree	c. Neutral	d. Disagree	e. Strongly disagree	f. Does not apply; I don't own property or have a business in Carmel-by-the-Sea
151	66	48	33	35	23
42.4%	18.5%	13.5%	9.3%	9.8%	6.5%

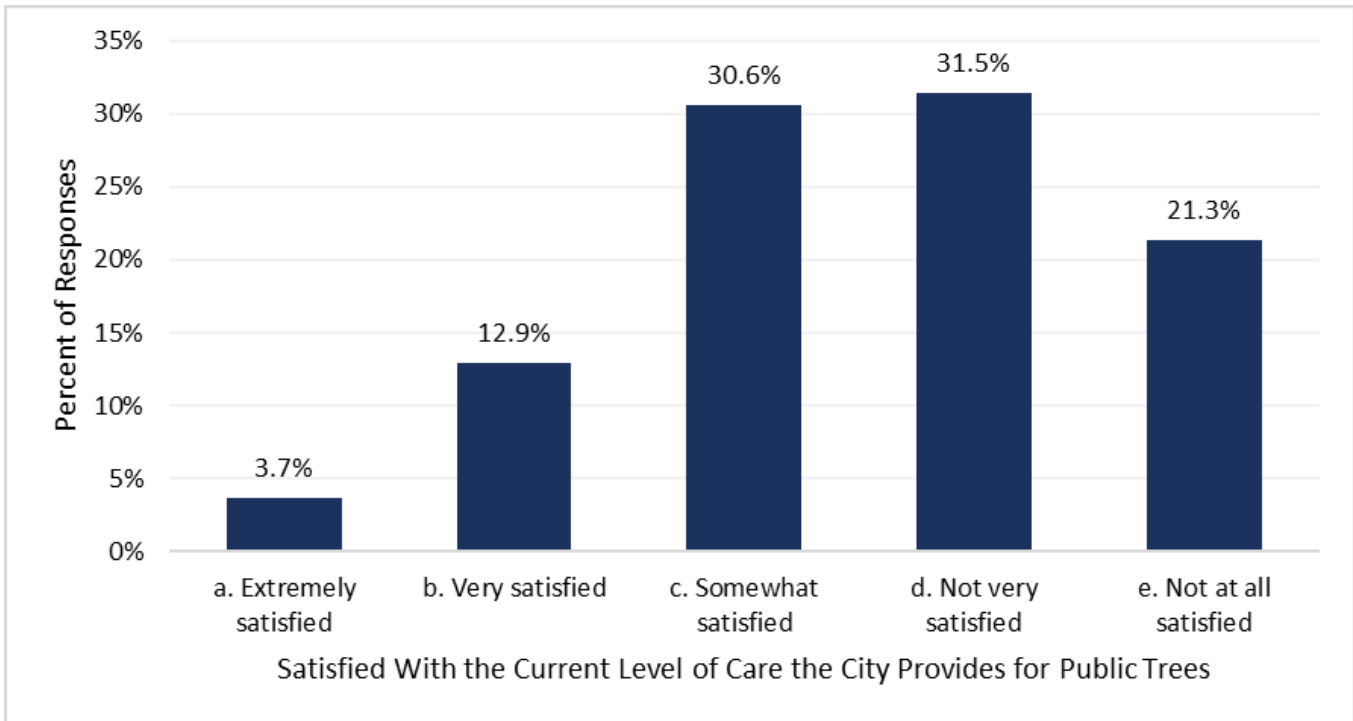


Question 9

Are you satisfied with the current level of care that the City of Carmel-by-the-Sea provides for public trees?

- a. Extremely satisfied
- b. Very satisfied
- c. Somewhat satisfied
- d. Not very satisfied
- e. Not at all satisfied

a. Extremely satisfied	b. Very satisfied	c. Somewhat satisfied	d. Not very satisfied	e. Not at all satisfied
13	46	109	112	76
3.7%	12.9%	30.6%	31.5%	21.3%



Question 10

In 50 words or less, please tell us why you selected your response to the previous question:

For full results, see Appendix 1.

Common themes include

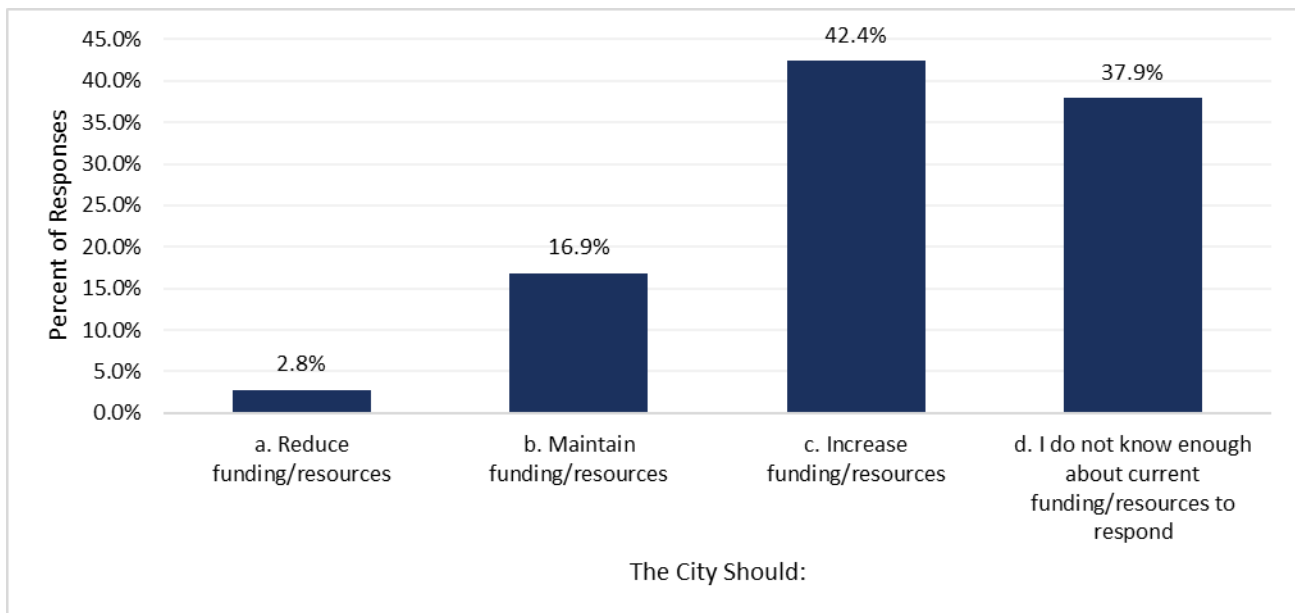
1. Trees need more maintenance/trimming
2. Dead trees/limbs are dangerous during storms and around power lines
3. Need more staff in the Forestry Department. Too many trees, not enough staff.
4. Need more replacement trees where trees have fallen/died

Question 11

How do you feel about the level of funding and resources the City of Carmel-by-the-Sea currently allocates to provide for the care of public trees? The City should:

- a. Reduce funding/resources
- b. Maintain funding/resources
- c. Increase funding/resources
- d. I do not know enough about current funding/resources to respond

a. Reduce funding/resources	b. Maintain funding/resources	c. Increase funding/resources	d. I do not know enough about current funding/resources to respond
10	60	151	135
2.8%	16.9%	42.4%	37.9%



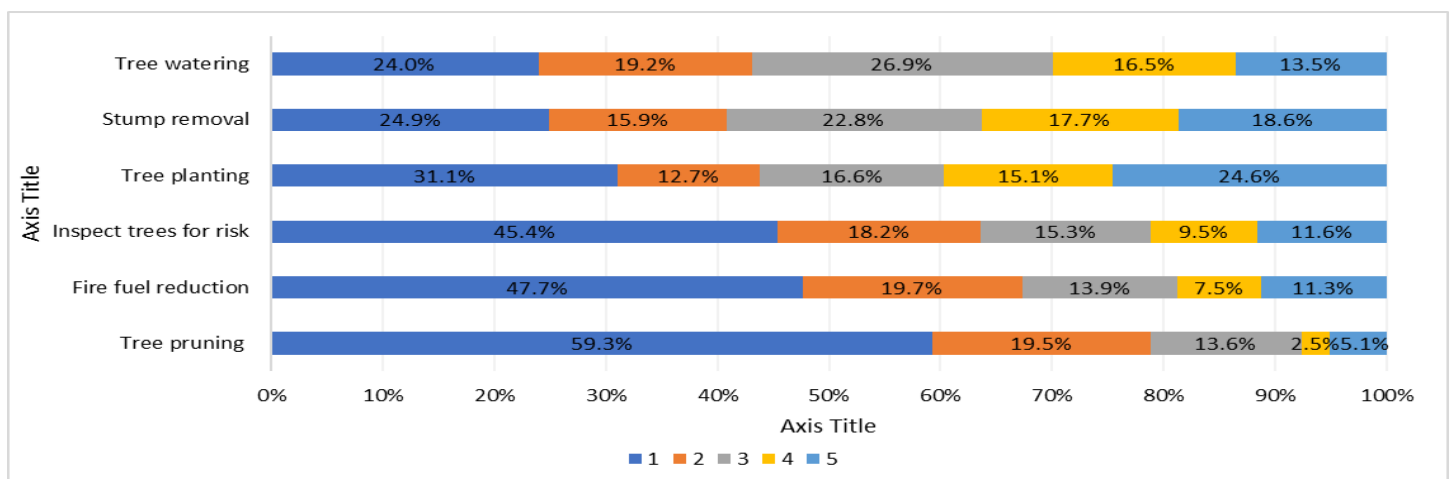
Question 12

Please indicate your priority for the following Public Works' Forestry Division tasks. Use a check or an X in each row to indicate your priority, with 1 indicating the highest priority and 5 indicating the lowest priority:

	1	2	3	4	5
Tree planting					
Tree watering					
Stump removal					
Tree removal					
Tree pruning (i.e., thinning canopy, removing deadwood/broken limbs)					
Inspect trees for risk/consultation on private property					
Fire fuel reduction					

	1	2	3	4	5
Tree pruning	59.3%	19.5%	13.6%	2.5%	5.1%
Fire fuel reduction	47.7%	19.7%	13.9%	7.5%	11.3%
Inspect trees for risk	45.4%	18.2%	15.3%	9.5%	11.6%
Tree planting	31.1%	12.7%	16.6%	15.1%	24.6%
Stump removal	24.9%	15.9%	22.8%	17.7%	18.6%
Tree watering	24.0%	19.2%	26.9%	16.5%	13.5%

	Tree planting	Tree watering	Stump removal	Tree pruning	Inspect trees for risk/consultation on private property	Fire fuel reduction
1	31.1%	24.0%	24.9%	59.3%	45.4%	47.7%
2	12.7%	19.2%	15.9%	19.5%	18.2%	19.7%
3	16.6%	26.9%	22.8%	13.6%	15.3%	13.9%
4	15.1%	16.5%	17.7%	2.5%	9.5%	7.5%
5	24.6%	13.5%	18.6%	5.1%	11.6%	11.3%



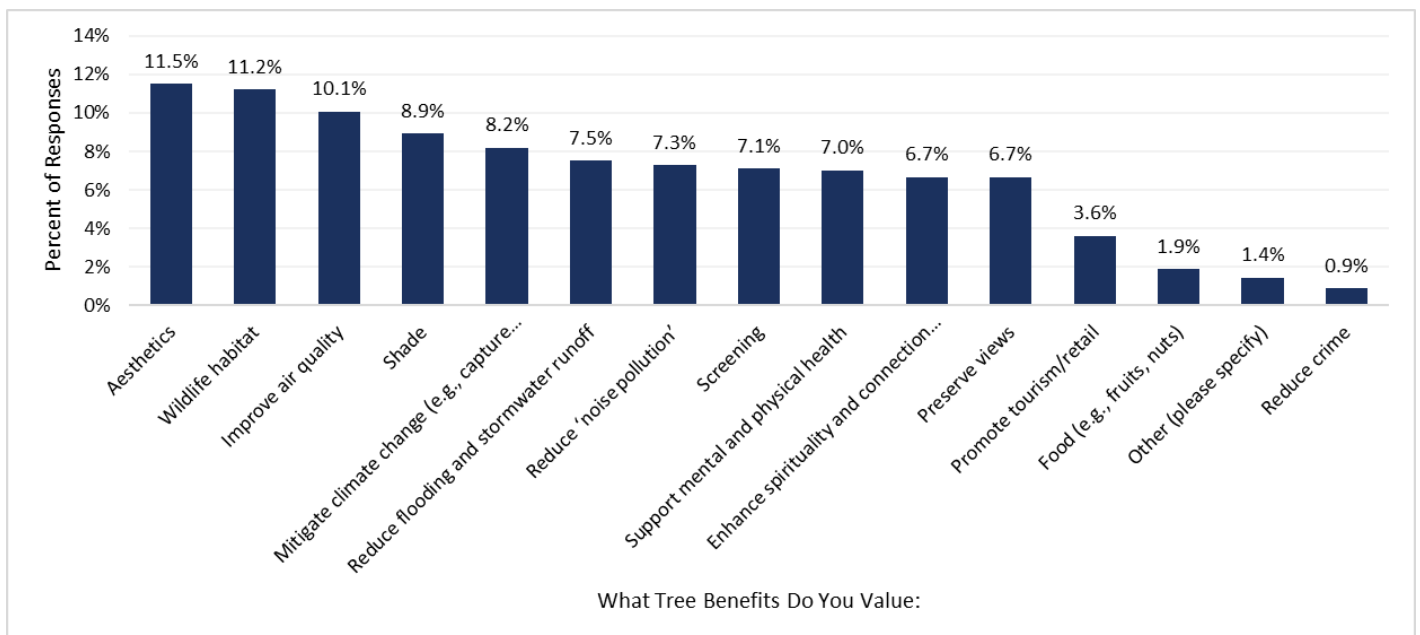
Question 13

What tree benefits or "services" in Carmel-by-the-Sea do you value? Please select all that apply:

- a. Screening
- b. Support mental and physical health
- c. Wildlife habitat
- d. Aesthetics
- e. Shade
- f. Reduce 'noise pollution'
- g. Promote tourism/retail
- h. Improve air quality
- i. Mitigate climate change (e.g.: capture CO2)
- j. Food (e.g., fruits, nuts)
- k. Reduce flooding and stormwater runoff
- l. Enhance spirituality and connection with nature
- m. Preserve views
- n. Reduce crime
- o. Other _____

a	b	c	d	e	f	g	h	i	j	k	l	m	n	o
163	161	257	264	205	167	83	231	188	43	173	153	153	20	33
7.1%	7.0%	11.2%	11.5%	8.9%	7.3%	3.6%	10.1%	8.2%	1.9%	7.5%	6.7%	6.7%	0.9%	1.4%

d	c	h	e	i	k	f	a	b	l	m	g	j	o	n
11.5%	11.2%	10.1%	8.9%	8.2%	7.5%	7.3%	7.1%	7.0%	6.7%	6.7%	3.6%	1.9%	1.4%	0.9%

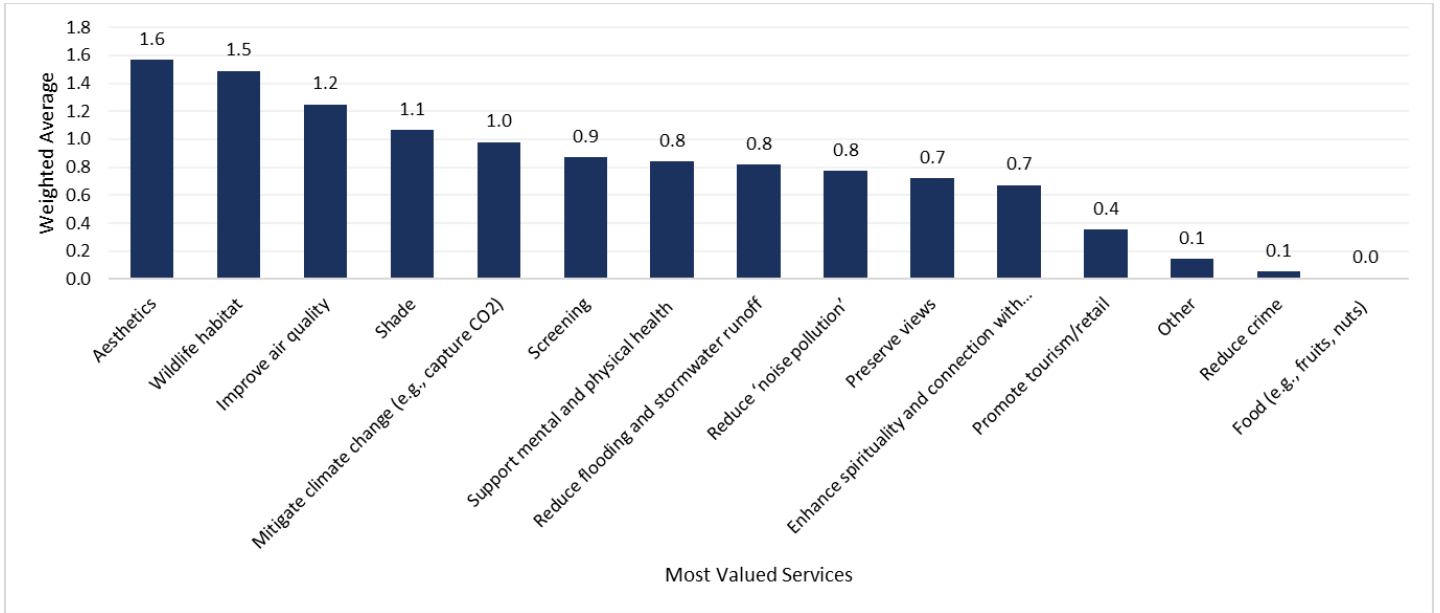


Question 14

Of the benefits or "services" that you selected in the previous question, please rank the benefits or "services" you value most, with 1 representing the benefit or "service" you value most. Feel free to use the space below to indicate your rankings, or write your numeric ranking next to your responses to the above question. (Graph on following page.)

Rank	15	14	13	12	11	10	9	8	7	6	5	4	3	2	1
	1	2	3	4	5	6	7	8	9	10	11	12	13	14	15
Screening	25	23	28	21	15	9	10	4	3	7	0	3	0	0	0
Support mental and physical health	22	32	18	16	15	16	5	7	7	4	1	0	0	0	0
Wildlife habitat	43	55	61	37	16	9	6	6	1	0	0	0	0	0	0
Aesthetics	92	45	29	27	13	18	7	5	5	2	0	0	0	0	0
Shade	19	26	29	34	29	14	17	10	3	2	1	0	1	0	0
Reduce 'noise pollution'	4	8	11	29	30	24	11	14	13	4	2	0	0	0	0
Promote tourism/retail	4	8	5	6	12	7	9	4	6	2	4	6	1	0	0
Improve air quality	25	36	34	39	30	20	10	7	7	4	0	0	0	0	0
Mitigate climate change (e.g., capture CO2)	29	32	20	11	15	23	17	10	6	5	3	0	0	0	0
Food (e.g., fruits, nuts)	1	0	0	0	0	0	0	0	0	0	0	0	0	0	0
Reduce flooding and stormwater runoff	15	14	23	17	21	11	14	13	12	8	7	0	0	0	0
Enhance spirituality and connection with nature	12	15	13	14	10	13	13	11	8	13	5	8	1	0	0
Preserve views	26	15	14	14	15	4	3	9	9	8	15	4	2	0	0
Reduce crime	0	1	0	3	0	1	2	1	0	1	2	1	1	2	0
Other	9	2	3	0	3	1	2	1	1	0	1	1	1	2	0

Question 14 Graph

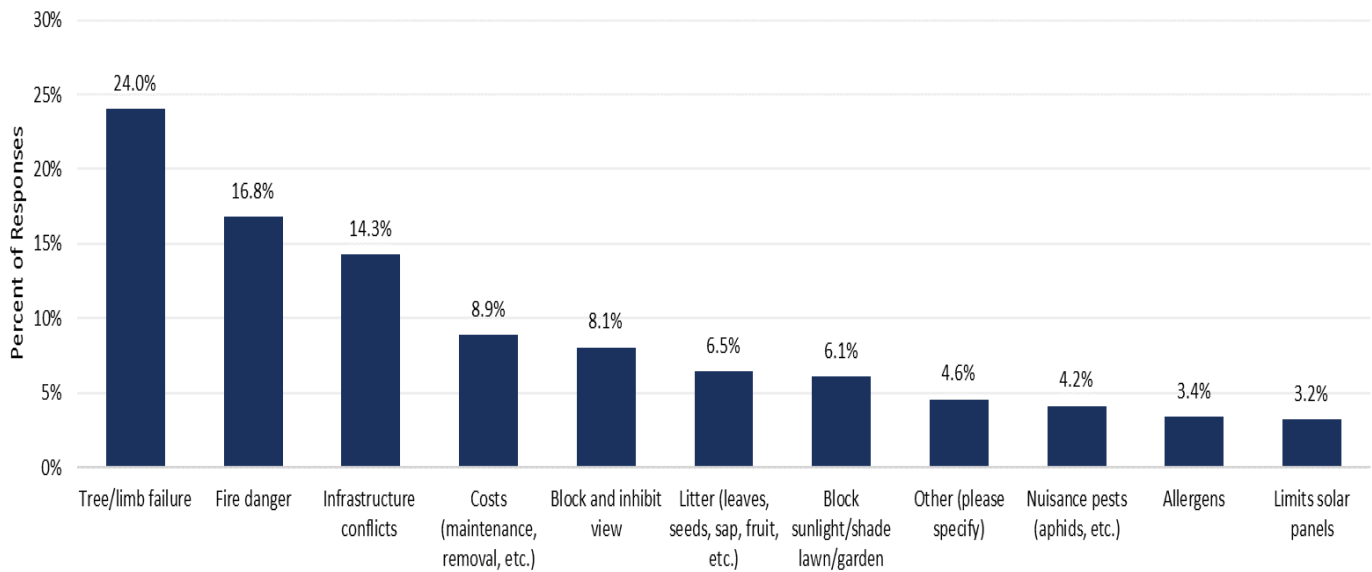


Question 15

What consequences of trees in Carmel-by-the-Sea do you dislike? Please select all that apply:

- a. Block sunlight/shade lawn/garden
- b. Litter (leaves, seeds, sap, fruit, etc.)
- c. Infrastructure conflicts (damage to sidewalks/foundations)
- d. Allergens
- e. Nuisance pests (aphids, etc.)
- f. Tree/limb failure (during storms, possible damage to property, etc.)
- g. Block and inhibit view
- h. Limits solar panels
- i. Fire danger
- j. Costs (maintenance, removal, etc.)
- k. Other _____

a	b	c	d	e	f	g	h	i	j	k
72	76	168	40	49	283	95	38	198	105	54
6.1%	6.5%	14.3%	3.4%	4.2%	24.0%	8.1%	3.2%	16.8%	8.9%	4.6%



What Consequences of Trees in Carmel-by-the-Sea Do You Dislike?

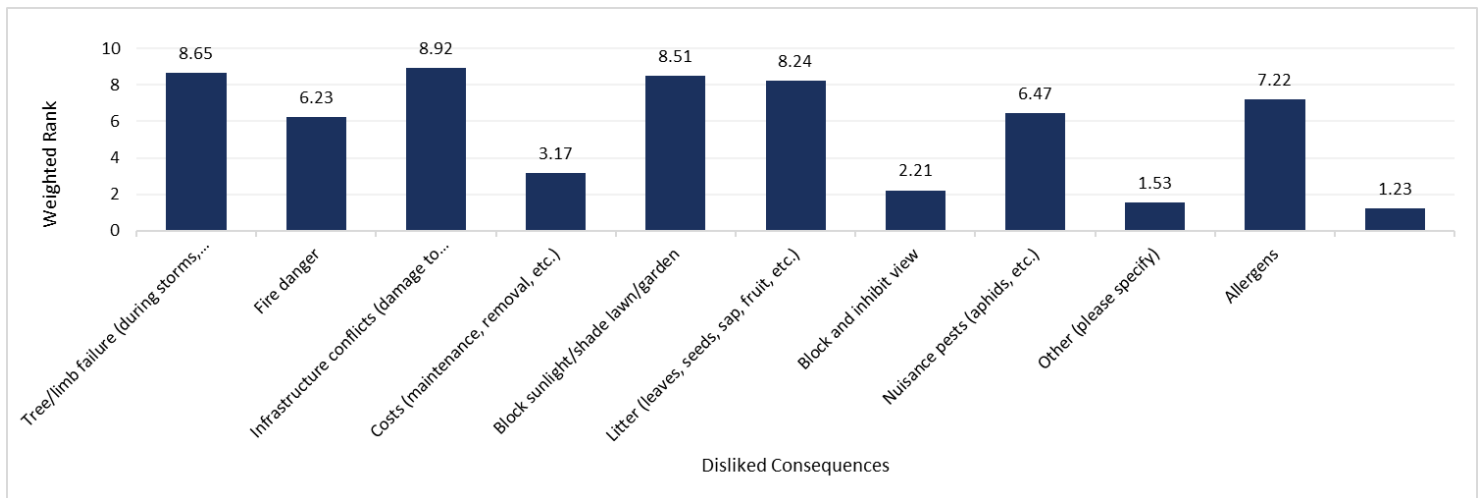
Question 16

Of the consequences that you selected in the previous question, please rank the characteristics you most dislike, with 1 being the characteristic you most dislike. Feel free to use the space below to indicate your rankings, or write your numeric ranking next to your responses to the above question.

		Block sunlight	Litter	Infrastructure conflicts	Allergens	pests	Tree/ limb failure	Block views	Limits solar panels	Fire danger	Costs	Other
11	1	11	11	22	2	2	132	15	1	65	7	28
10	2	10	9	31	5	3	78	19	5	66	16	10
9	3	14	10	50	6	6	31	21	5	20	27	3
8	4	15	21	30	7	8	6	8	6	13	17	1
7	5	4	12	13	2	7	5	10	8	5	12	2
6	6	5	4	6	5	4	2	3	3	7	6	0
5	7	4	5	2	5	3	0	5	2	2	1	0
4	8	2	2	0	2	8	0	2	1	0	2	1
3	9	0	0	1	2	3	0	2	2	3	2	0
2	1 0	0	0	0	1	2	0	0	2	2	2	0
1	1 1	0	0	0	0	1	0	0	1	0	1	0

	Block sunlight	Litter	Infrastructure conflicts	Allergens	pests	Tree/ limb failure	Block views	Limits solar panels	Fire danger	Costs	Other
	65	74	155	37	47	254	85	36	183	93	45
	0.201	0.229	0.480	0.115	0.146	0.786	0.263	0.111	0.567	0.288	0.139
	2.2	2.5	5.3	1.3	1.6	8.7	2.9	1.2	6.2	3.2	1.5
weighted score	8.5	8.2	8.9	7.2	6.5	10.3	8.6	7.0	9.6	8.2	10.2

	Block sunlight	Litter	Infrastructure conflicts	Allergens	pests	Tree/ limb failure	Block views	Limits solar panels	Fire danger	Costs	Other
1	3.7%	3.7%	7.4%	0.7%	0.7%	44.6%	5.1%	0.3%	22.0%	2.4%	9.5%
2	4.0%	3.6%	12.3%	2.0%	1.2%	31.0%	7.5%	2.0%	26.2%	6.3%	4.0%
3	7.3%	5.2%	25.9%	3.1%	3.1%	16.1%	10.9%	2.6%	10.4%	14.0%	1.6%
5	11.4%	15.9%	22.7%	5.3%	6.1%	4.5%	6.1%	4.5%	9.8%	12.9%	0.8%
4	5.0%	15.0%	16.3%	2.5%	8.8%	6.3%	12.5%	10.0%	6.3%	15.0%	2.5%
6	11.1%	8.9%	13.3%	11.1%	8.9%	4.4%	6.7%	6.7%	15.6%	13.3%	0.0%
7	13.8%	17.2%	6.9%	17.2%	10.3%	0.0%	17.2%	6.9%	6.9%	3.4%	0.0%
8	10.0%	10.0%	0.0%	10.0%	40.0%	0.0%	10.0%	5.0%	0.0%	10.0%	5.0%
9	0.0%	0.0%	6.7%	13.3%	20.0%	0.0%	13.3%	13.3%	20.0%	13.3%	0.0%
10	0.0%	0.0%	0.0%	11.1%	22.2%	0.0%	0.0%	22.2%	22.2%	22.2%	0.0%
11	0.0%	0.0%	0.0%	0.0%	33.3%	0.0%	0.0%	33.3%	0.0%	33.3%	0.0%



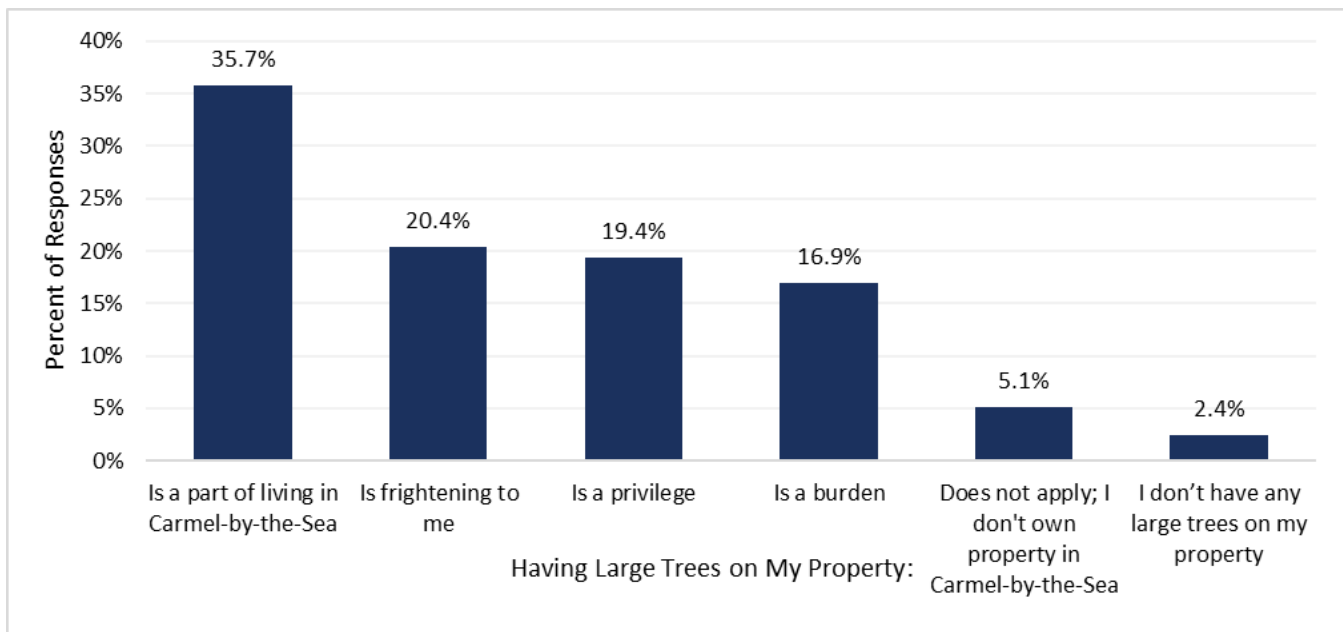
Question 17

1. Having a large tree(s) on my property in Carmel-by-the-Sea...

(Please select all that apply):

- a. Is a burden
- b. Is a privilege
- c. Is a part of living in Carmel-by-the-Sea
- d. Is frightening to me
- e. I don't have any large trees on my property
- f. Does not apply, I don't own property in Carmel-by-the-Sea

Is a burden	Is a privilege	Is a part of living in Carmel-by-the-Sea	Is frightening to me	I don't have any large trees on my property	Does not apply; I don't own property in Carmel-by-the-Sea
83	95	175	100	12	25
0.169388	0.193878	0.357142857	0.2040816	0.024489796	0.051020408
Rank from highest to lowest choice					
Is a part of living in Carmel-by-the-Sea	Is frightening to me	Is a privilege	Is a burden	Does not apply; I don't own property in Carmel-by-the-Sea	I don't have any large trees on my property
35.7%	20.4%	19.4%	16.9%	5.1%	2.4%



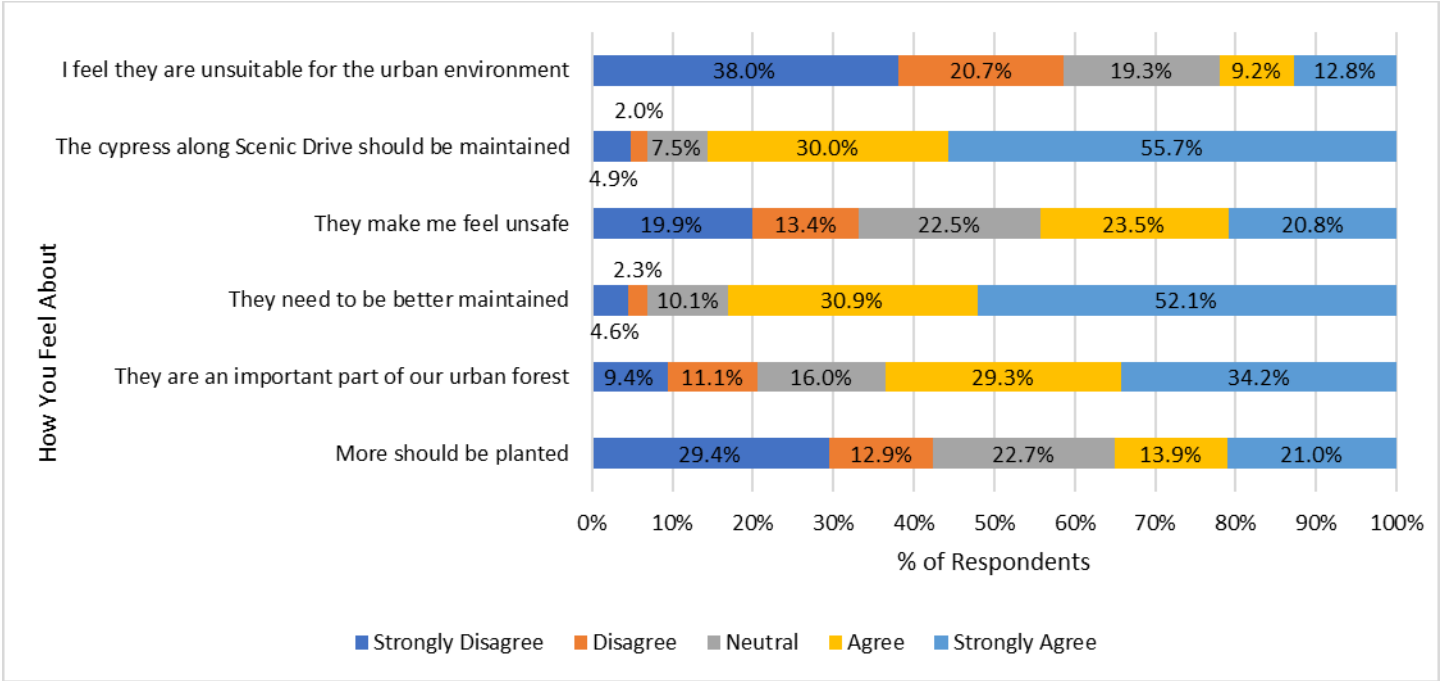
Question 18

1. The following statements apply to how YOU feel about “Upper Canopy” trees (e.g., Monterey pines, Monterey Cypress, or Coastal Redwood) in Carmel-by-the-Sea. Please share how you feel about each statement below.

Select ONE response for each statement about UPPER Canopy Trees	Strongly Disagree	Disagree	Neutral	Agree	Strongly Agree
More should be planted					
They are an important part of our urban forest					
They need to be better maintained					
They make me feel unsafe					
The Cypresses along Scenic Drive should be maintained					
I feel they are unsuitable for the urban environment					

	More should be planted	They are an important part of our urban forest	They need to be better maintained	They make me feel unsafe	The cypress along Scenic Drive should be maintained	I feel they are unsuitable for the urban environment
Strongly Disagree	91	29	14	61	15	116
Disagree	40	34	7	41	6	63
Neutral	70	49	31	69	23	59
Agree	43	90	95	72	92	28
Strongly Agree	65	105	160	64	171	39
	More should be planted	They are an important part of our urban forest	They need to be better maintained	They make me feel unsafe	The cypress along Scenic Drive should be maintained	I feel they are unsuitable for the urban environment
Strongly Disagree	29.4%	9.4%	4.6%	19.9%	4.9%	38.0%
Disagree	12.9%	11.1%	2.3%	13.4%	2.0%	20.7%
Neutral	22.7%	16.0%	10.1%	22.5%	7.5%	19.3%
Agree	13.9%	29.3%	30.9%	23.5%	30.0%	9.2%
Strongly Agree	21.0%	34.2%	52.1%	20.8%	55.7%	12.8%

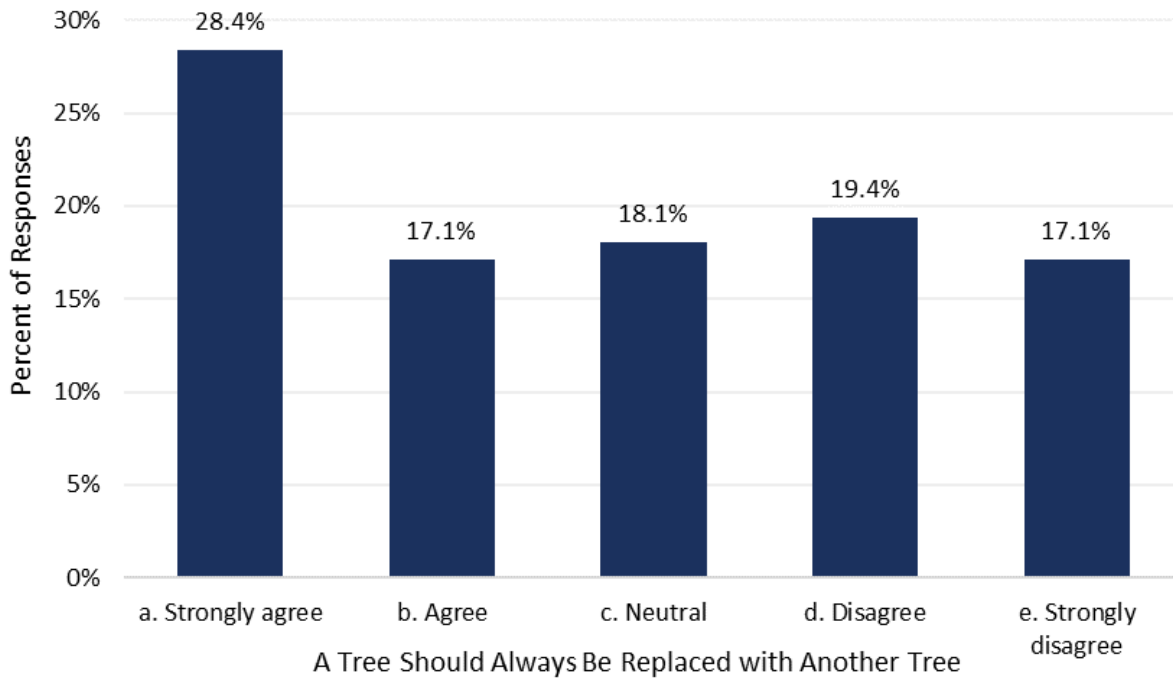
Graph on next page.



Question 19

1. If a tree is removed within Carmel-by-the-Sea City limits, whether it is on public or private property, it should always be replaced with another tree.
 - a. Strongly agree
 - b. Agree
 - c. Neutral
 - d. Disagree
 - e. Strongly Disagree

a. Strongly agree	b. Agree	c. Neutral	d. Disagree	e. Strongly disagree
88	53	56	60	53
28.4%	17.1%	18.1%	19.4%	17.1%



Question 20

1. In 75 words or less, what is the most important issue that the Urban Forest Master Plan should address?

For full results, see Appendix 2.

Question 21

1. What is your connection to the City of Carmel-by-the-Sea?
 - a. I am a resident and property owner in Carmel-by-the-Sea
 - b. I am a resident but do not own property in Carmel-by-the-Sea
 - c. I am not a resident or property owner in Carmel-by-the-Sea, but I live locally in the broader Carmel area or the Monterey Peninsula
 - d. I am not a resident but I work or own a business in Carmel-by-the-Sea
 - e. I am not a resident of Carmel-by-the-Sea and I do not live locally in the broader Carmel area or the Monterey Peninsula

I am a resident and property owner in Carmel-by-the-Sea	I am a resident but do not own property in Carmel-by-the-Sea	I am not a resident or property owner in Carmel-by-the-Sea, but I live locally in the broader Carmel area or the Monterey Peninsula	I am not a resident but I work or own a business in Carmel-by-the-Sea	I am not a resident of Carmel-by-the-Sea and I do not live locally in the broader Carmel area or the Monterey Peninsula
252	24	25	6	3
81.3%	7.7%	8.1%	1.9%	1.0%

